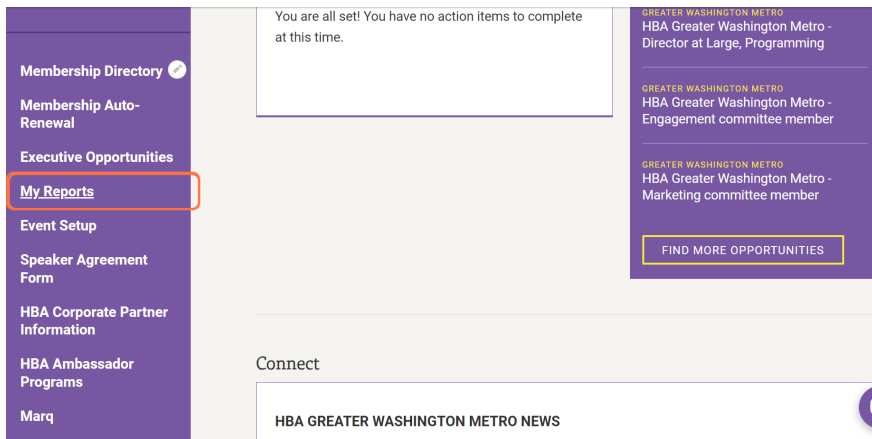



# How to run a membership report

Last Modified on 09/28/2021 4:53 pm EDT

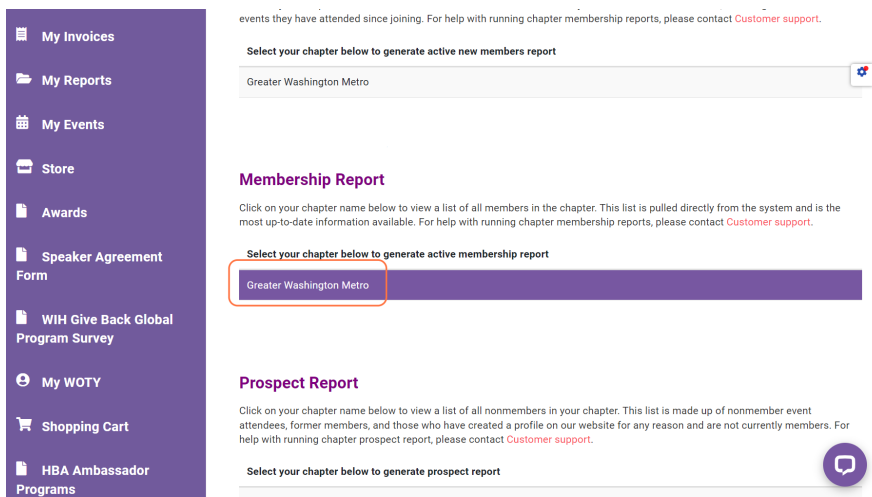
1. Login to your HBA Profile
2. In the left menu, click "My Reports"



3. Choose the type of report you'd like to run (i.e. chapter membership report, regional membership report, etc.)



4. Select the name of the chapter/region under the **type of report** you wish to pull. The report will download directly to your device.



For assistance, please contact [membership@hbanet.org](mailto:membership@hbanet.org).

---